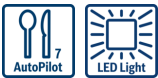


Serie | 6, Built-in microwave oven, 60 x 38 cm, Stainless steel
BFL524MS0B



Included accessories
1 x Turntable

The built-in microwave for the 38 cm niche:
use it for thawing, heating and perfect
preparation of foods.

- **AutoPilot 7:** every dish is a perfect success thanks to 7 pre-set automatic programmes.
- **Pop-out controls:** for an easy to clean front.
- **LED lighting:** perfect illumination of foods with minimum energy consumption.

Technical Data

Type of micro-wave oven :	MW only
Type of control :	Electronic
Color / Material Front :	Stainless steel
Dimensions :	382 x 594 x 317
Cavity dimensions (mm) :	201.0 x 308.0 x 282.0
Length of electrical supply cord (cm) :	130
Net weight (kg) :	16.358
Gross weight (kg) :	18.4
EAN code :	4242005038749
Maximum micro-wave power (W) :	800
Connection rating (W) :	1270
Current (A) :	10
Voltage (V) :	230-240
Frequency (Hz) :	50
Plug type :	GB plug



**Serie | 6, Built-in microwave oven, 60 x 38 cm, Stainless steel
BFL524MS0B**

**The built-in microwave for the 38 cm niche:
use it for thawing, heating and perfect
preparation of foods.**

Design

- LED Display, white
- Side opening door, left hinged
- 25.5 cm Glass turntable
- Cavity inner surface: stainless steel
- Electronic clock timer
- Rotary dial, Retractable control dials, Touch controls, round, Start button
- Touch key operation

Features

- Automatic safety switch off
Door contact switch
- AutoPilot, 7
- LED light
- Integral cooling fan
- Electronic open button

Programmes/functions

- Maximum microwave power level: 800 W and the following options 180 W, 360 W, 600 W, 800 W, 90 W
- 4 defrost and 3 cooking programmes in microwave function
- 1 memory setting

Accessories

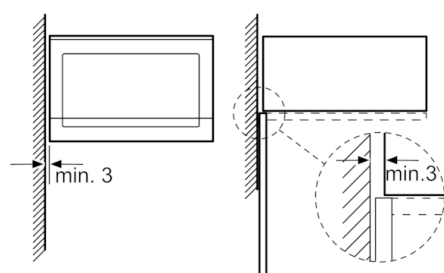
- 1 x Turntable

Performance/technical information

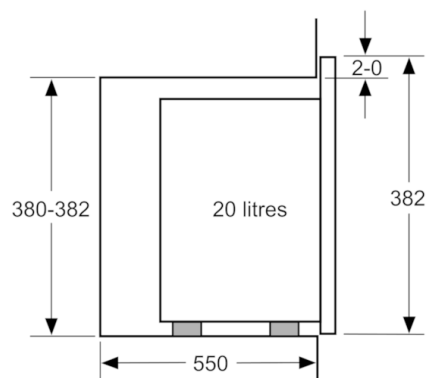
- Cavity volume: 20 l
- 130 cm Cable length
- Total connected load electric: 1.27 KW
- Nominal voltage: 230 - 240 V
- Appliance dimension (hwxwd): 382 mm x 594 mm x 317 mm
- Niche dimension (hwxwd): 362 mm - 365 mm x 560 mm - 568 mm x 300 mm
- For installation into a 60 cm wide wall unit, installation in tall housing
- Please refer to the dimensions provided in the installation manual

Serie | 6, Built-in microwave oven, 60 x 38 cm, Stainless steel BFL524MS0B

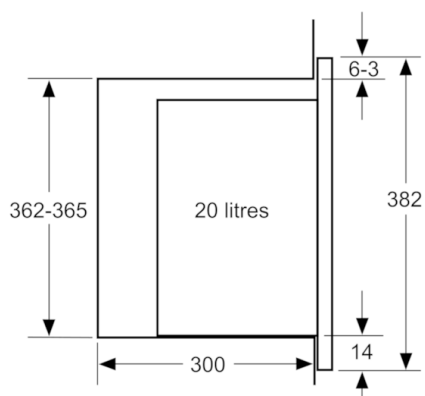
Microwave,
corner installation



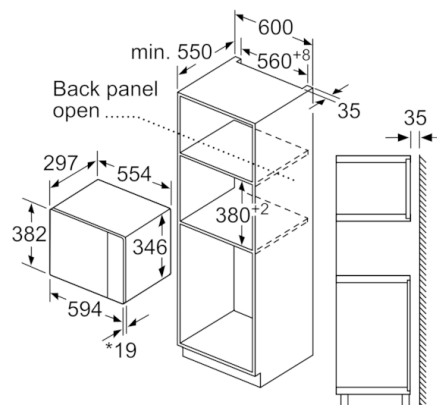
Measurements in mm



measurements in mm



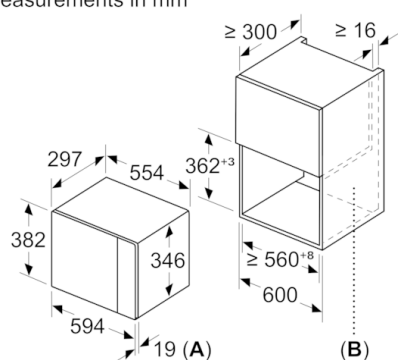
measurements in mm



* 20 mm for metal fascia

measurements in mm

measurements in mm



A: 20 mm for metal fascia
B: Back panel open