

iQ500, Built-in fridge, 177.5 x 56 cm KI81RADE0G



Included accessories

3 x egg tray

Optional accessories

KS10Z020 Bottle Rack

refrigerator with hyperFresh plus to keep fruit and vegetables fresh up to 2 times longer, plus touchControl temperature control.

- ✓ The hyperFresh plus Box with adjustable humidity keeps fruit and vegetables fresh for longer.
- ✓ The LED lights up the interior brightly and evenly.
- ✓ SoftClosing Door: door closes automatically and softly when it is open at a 20° angle or less.
- ✓ bottleRack: Store bottles safely
- ✓ The easyAccess glass shelves make loading easier and give you a better view of your food items.

Features

Technical Data

Energy Efficiency Class (Regulation (EU) 2017/1369): E
Average annual energy consumption in kilowatt hour per year (kWh/a) (EU) 2017/1369: 115
Sum of volume of frozen compartments (EU 2017/1369): 0
Sum of volume of chill compartments (EU 2017/1369): 319
Airborne acoustical noise emissions (EU 2017/1369): 37
Airborne acoustical noise emission class (EU 2017/1369): C
Construction type: Built-in
Door panel options: Not possible
Height (mm): 1772
Width of the appliance: 558
Depth of the product: 545
Required niche size for installation (HxWxD): 1775.0 x 560 x 550
Net weight (kg): 61.390
Connection rating (W): 90
Fuse protection (A): 10
Door hinge: Right reversible
Voltage (V): 220-240
Frequency (Hz): 50
Approval certificates: CE, VDE
Length of electrical supply cord (cm): 230
Number of compressors: 1
Number of independent cooling systems: 1
Interior ventilator: Yes
Reversible Door Hinge: Yes
Number of Adjustable Shelves in fridge compartment (Stck): 6
Shelves for Bottles: Yes
EAN code: 4242003884485
Brand: Siemens
Product name / Commercial code: KI81RADE0G
Product category: Refrigerator
Frost free system: No
Installation type: Full-integrated



4 242003 884485

iQ500, Built-in fridge, 177.5 x 56 cm KI81RADE0G

Features

- coolEfficiency

Design features

- Automatic defrost in fridge section
- Electronic LED display
- Right hinged door, door reversible

Freshness System

- VitaControl - constant temperature by intelligent sensor technology - Constant temperature control by intelligent sensor technology

Key features - Fridge section

- 1 x hydroFresh drawer - humidity controlled vegetable/salad container on telescopic rails for prolonged storage
- 1 x humidity controlled vegetable/salad drawer on telescopic rails
-
- Bright interior LED fridge light
-
- Super Cooling: automatic deactivation
- Acoustic open door warning system
- 7 safety glass shelves (6 height adjustable)
- 6 door trays, including 1x dairy compartment
- Bottle rack
- bottle holder in door tray

Dimension and installation

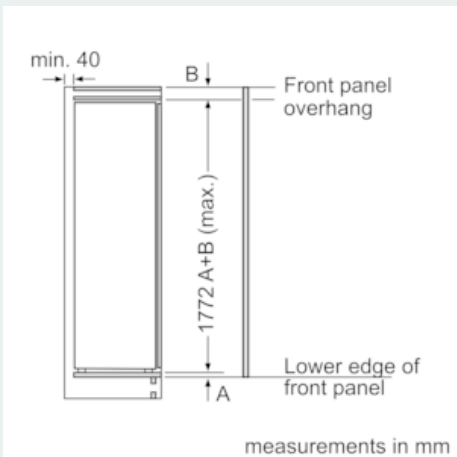
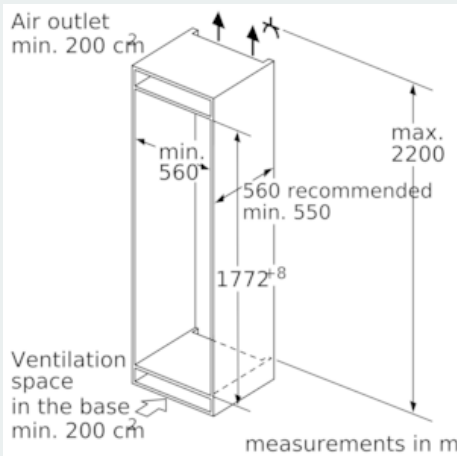
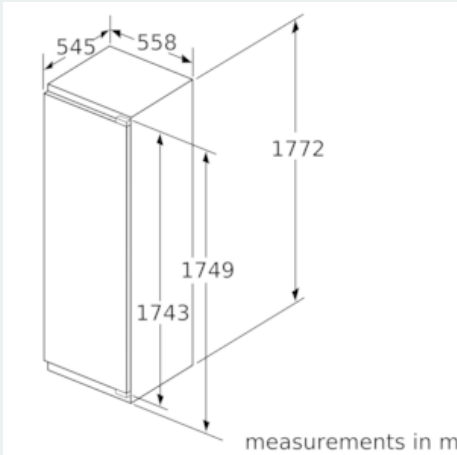
- easy Installation
- Connection value 90 W
- Dimensions: 177.2 cm H x 55.8 cm W x 54.5 cm D
- Niche Dimensions: 177.5 cm H x 56 cm W x 55 cm D
- Based on the results of the standard 24-hour test. Actual consumption depends on usage/position of the appliance.

Performance and Consumption

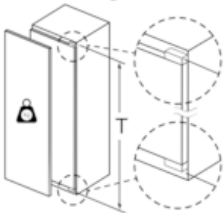
- EU19_EEK_D: E
- Total Volume : 319 l
- Net Fridge Volume : 319 l
- Net Freezer Volume : 0 l
- Annual Energy Consumption: 115 kWh/a
- Climate Class: SN-ST
- Noise Level : 37 dB

iQ500, Built-in fridge, 177.5 x 56 cm
KI81RADE0G

Dimensioned drawings



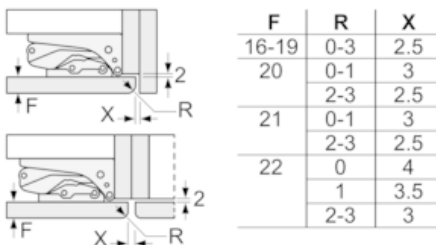
Maximal permissible weight of the unit fronts



Fitted kitchen unit doors that exceed the permissible weight may cause damage and result in functional impairment of the hinges.

T: Includes height of appliance door	undamped hinge,	damped hinge,
Hinges in mm:	Door in kg:	Door in kg:
1500-1750	22	22

measurements in mm
Recommended gap dimensions for flat hinges



The gap dimensions recommended in the table must be adhered to in order to ensure that appliance doors do not collide with anything when they are opened, and to avoid causing damage to kitchen units.



Maximal permissible weight of the unit fronts

Fitted unit fronts that exceed the permissible weight may cause damage and result in functional impairment of the hinges.

Δ Weight
A: Appliance door height including hinges in mm
B: Undamped hinge, unit front in kg
C: Damped hinge, unit front in kg

A	B	C
1500-1750	22	22
720-1400	19	19
A1	15	19
A2	15	19