

iQ700, Built-in oven with added steam function, 60 x 60 cm, Stainless steel HR676GBS6B



Shorten your cooking time thanks to fast preheat, coolStart and activeClean. And remote control your oven from anywhere with Home Connect.

- ✓ fastPreheat – Heat the oven quickly. coolStart – Eliminate preheating for frozen foods.
- ✓ activeClean® – The automatic, self-cleaning oven system.
- ✓ pulseSteam: for crispy crusts and juicy roasts.
- ✓ Home Connect – Experience the intelligent kitchen via app.
- ✓ cookControl Plus – Build success into your baking.

Features

Technical Data

Color / Material Front : Stainless steel
Construction type : Built-in
Integrated Cleaning system : Pyrolytic+Hydrolytic
Required niche size for installation (HxWxD) : 585-595 x 560-568 x 550 mm
Dimensions : 595 x 594 x 548 mm
Dimensions of the packed product (HxWxD) : 675 x 690 x 660 mm
Control Panel Material : Stainless steel
Door Material : Glass
Net weight : 41.468 kg
Usable volume of cavity : 71 l
Cooking method : 4D hot air, Bottom heat, Conventional heat, Full width grill, Half width grill, Hot Air-Eco, Hot air grilling, low temperature cooking, Pizza setting, pre-heating, warming
Oven control : electronic
Number of interior lights : 1
Approval certificates : CE, VDE
Length of electrical supply cord : 120 cm
EAN code : 4242003794876
Number of cavities (2010/30/EC) : 1
Energy efficiency rating : A+
Energy consumption per cycle conventional (2010/30/EC) : 0.87 kWh/cycle
Energy consumption per cycle forced air convection (2010/30/EC) : 0.69 kWh/cycle
Energy efficiency index (2010/30/EC) : 81.2 %
Connection rating : 3600 W
Fuse protection : 16 A
Voltage : 220-240 V
Frequency : 60; 50 Hz
Plug type : no plug

Included accessories

2 x combination grid
1 x universal pan

Optional accessories

HZ915003	Glass roasting dish, 5,4 L
HZ66X650	Cover Strip
HZ638370	3 level telescopic rails, full ext, pyro
HZ638170	1 level telescopic rail, full ext, pyro
HZ636000	Glass pan
HZ634000	Baking and roasting grid (standard)
HZ631070	Baking tray, anthracite enamelled
HZ625071	Grill tray, anthracite enamelled
HZ531010	Baking tray, non-stick ceramic coated



4 242003 794876

iQ700, Built-in oven with added steam function, 60 x 60 cm, Stainless steel HR676GBS6B

Features

Design

- 3.7" TFT touchDisplay
- Cavity inner surface: enamel anthracite
- Drop down oven door, softClose, softOpen
-
- Stainless steel control dial
- We recommend you to choose complementary products within iQ700, in order to assure an optimal design combination of your Built-In appliances.

Features

- Digital temperature display with proposal
- Actual temperature display
- Heating-up indicator
-
- Electronic door lock
- Control panel lock
- Automatic safety switch off
- Residual heat indicator
- Start button
- Door contact switch
-
- WLAN - Home connect enabled
- cookControl Plus
- Electronic oven clock timer
- LED light, Light on/off when door opened/closed
- Tank empty indicator
- Integral cooling fan
- 5 shelf positions in oven

Cleaning

- activeClean
- Full glass inner door

Programmes/functions

- Additional heating methods with steam: reheating with steam, Dough proving
- Additional functions:
- Descaling programme
- Drying function
-
- Fast preheat

Accessories

- 2 x combination grid, 1 x universal pan
- Cavity with shelf support rails, pyrolytic proof

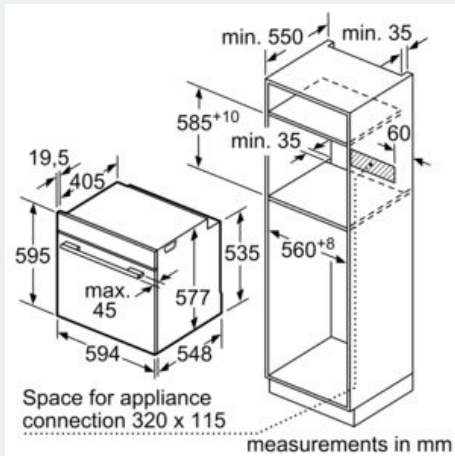
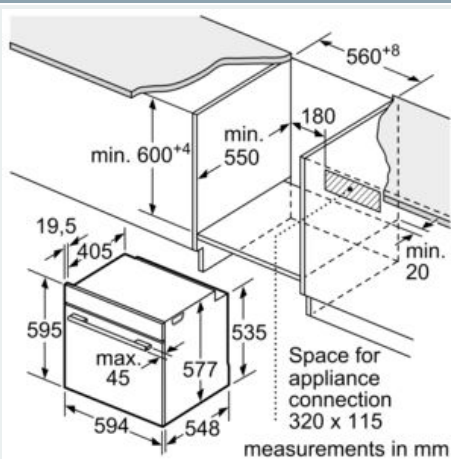
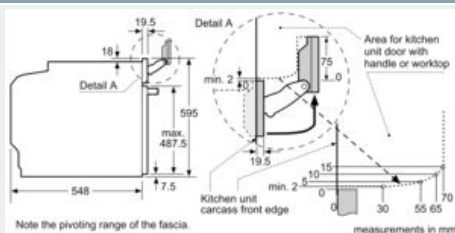
Technical information

- Energy efficiency rating (acc. EU Nr. 65/2014): A+
- Energy consumption per cycle in conventional mode: 0.87 kWh
- Energy consumption per cycle in fan-forced convection mode: 0.69 kWh
- Number of cavities: Main cavity
- Heat source: electrical
- Cavity volume: 71 litres
- 1 l Water tank capacity:
- Temperature range 30 °C - 275 °C
- Location of water tank: Outside cavity
- Total connected load electric: 3.6 KW

- 120 cm Cable length
- Nominal voltage: 220 - 240 V
- Appliance dimension (h x w x d): 595 mm x 594 mm x 548 mm
- Niche dimension (h x w x d): 585 mm - 595 mm x 560 mm - 568 mm x 550 mm
- Please refer to the dimensions provided in the installation manual

iQ700, Built-in oven with added steam function, 60 x 60 cm, Stainless steel
HR676GBS6B

Dimensioned drawings



If the appliance will be installed underneath a hob, the following worktop thicknesses (including substructure if necessary) must be taken into account.

Hob type	min. worktop thickness	
	fitted	flush
Induction hob	37 mm	38 mm
Full surface Induction hob	47 mm	48 mm
Gas hob	30 mm	38 mm
Electric hob	27 mm	30 mm