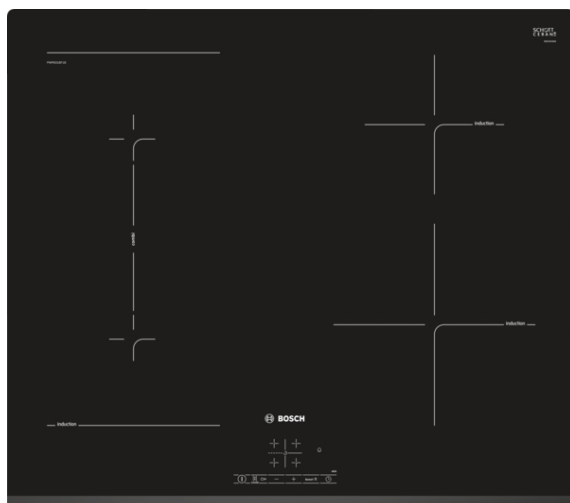


Serie | 4 Hobs

**PWP631BF1B Front facette
design
592 mm**



The Induction hob: Faster than gas and ceramic hobs, induction is easier to clean and more energy efficient.

- **TouchSelect:** Selection of the desired cooking zone and easy setting of the desired power level.
- **CombiZone:** More flexibility by combining two cooking zones, for roasters and the like.
- **Induction:** Fast, precise cooking, easy cleaning and low energy consumption.
- **PowerBoost:** Up to 50% more power for faster heating.
- **Timer with switch-off function:** Turns off the assigned cooking zone after the set time.
- **Front-Bevel:** Elegant, appealing design with bevelled front.

Technical Data

Product name/family :	Cooking zone ceramic
Installation type :	Built-in
Heating type :	Electric hob
Total number of positions that can be used at the same time :	4
Required niche size for installation (HxWxD) :	51 x 560-560 x 490-500
Width (mm) :	592
Dimensions of the product (mm) :	51 x 592 x 522
Net weight (kg) :	11.0
Gross weight (kg) :	12.0
Residual heat indicator :	Separate
Location of control panel :	Hob front
Basic surface material :	Glass ceramic
Color of surface :	Black
Approval certificates :	AENOR, CE
Length of electrical supply cord (cm) :	110
EAN code :	4242002870908
Electrical connection rating (W) :	3000
Voltage (V) :	220-240
Frequency (Hz) :	50; 60



4 242002 870908

Serie | 4 Hobs

PWP631BF1B Front facette design **592 mm**

The Induction hob: Faster than gas and ceramic hobs, induction is easier to clean and more energy efficient.

Design

- Front facette design

Special features

- 4 induction cooking zones
- TouchControl
- Digital display
- Variable 17-stage power settings for each zone
- Timer for all zones
 - Timer - shows how long the cooktop is in use
- HighSpeed ceramic glass
- Automatic pan recognition sensor
 - Power management options for 16A, 13A or 10A connection
 - Automatic safety shut off
 - Control panel lock
- QuickStart function
- ReStart function
- connected to terminal block
- Connection cable (1.1 M)
- Connected load: 3 kW
- Ready-to use UK plug

Power and size:

- Cooking zones: 1 x Ø 180 mm, 1.8 KW (max. Power levels 3 KW) Induction; 1 x Ø 180 mm, 1.8 KW (max. Power levels 3 KW) Induction; 1 x Ø 145 mm, 1.4 KW (max. Power levels 2.2 KW) Induction; 1 x Ø 210 mm, 2.2 KW (max. Power levels 3 KW) Induction
- Min. worktop thickness: 30 mm

Safety Features

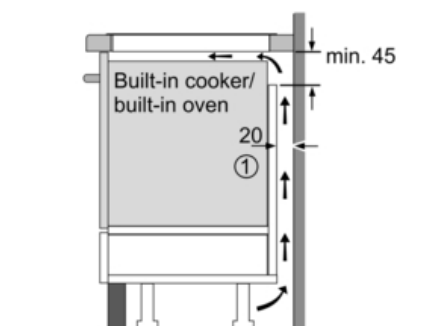
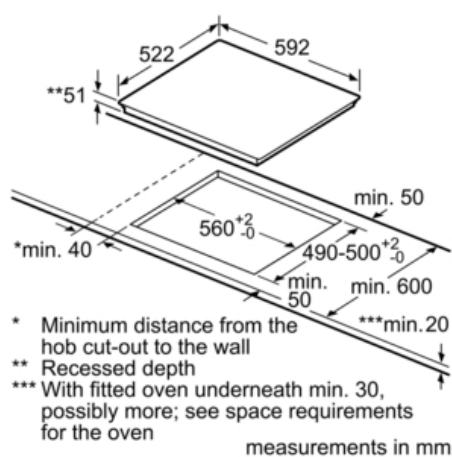
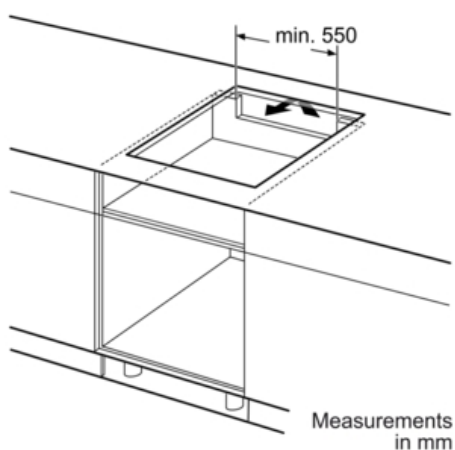
- 2 stage residual heat indicator for each zone
- Main on/off switch

Quickness:

- PowerBoost function for all zones

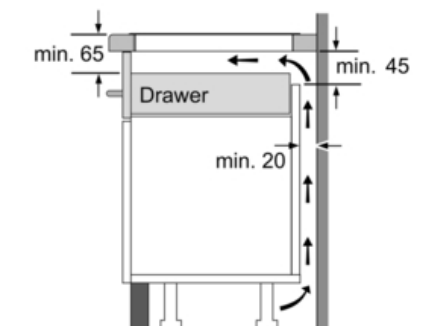
Serie | 4 Hobs

PWP631BF1B Front facette design 592 mm



①
Ventilation gap must
be present

All measurements in mm



Measurements in mm