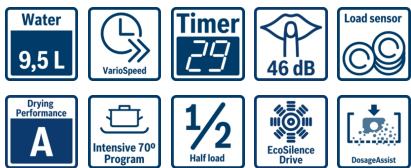


Serie | 4 Dishwashers

**SMI50C12GB white**  
**ActiveWater Dishwasher 60cm**  
**Semi integrated**



**A<sup>+</sup>**

**The ActiveWater dishwasher with height-adjustable top basket: Gives you extra space for large and bulky items.**

- **Height-adjustable top basket:** More flexibility to accomodate larger items.
- **VarioSpeed:** cleans in up to half the time with optimum cleaning and drying results.
- **AquaStop:** 100% lifetime warranty for water damages guaranteed.
- **Glass protection technology:** extra gentle handling for your delicate glasses.
- **Child lock on door:** prevents accidental door opening during operation.

**Technical Data**

|  |                              |
|--|------------------------------|
| Water consumption (l) :                                    | 9.5                          |
| Construction type :  | Built-in                     |
| Height of removable worktop (mm) :                         | 815                          |
| Required niche size for installation (HxWxD) :             | 815-875 x 600 x 550          |
| Depth with open door 90 degree (mm) :                      | 1150                         |
| Adjustable feet :  | Yes - front only             |
| Maximum adjustability feet (mm) :                          | 60                           |
| Adjustable plinth :  | both horizontal and vertical |
| Net weight (kg) :  | 33.0                         |
| Gross weight (kg) :  | 36.0                         |
| Connection rating (W) :                                    | 2400                         |
| Current (A) :  | 13                           |
| Voltage (V) :  | 220-240                      |
| Frequency (Hz) :   | 50; 60                       |
| Length of electrical supply cord (cm) :                    | 175                          |
| Plug type :  | GB plug                      |
| Length inlet hose (cm) :                                   | 165                          |
| Length outlet hose (cm) :                                  | 190                          |
| EAN code :   | 4242002861838                |
| Number of place settings :                                 | 12                           |
| Energy efficiency :  | A+                           |
| Energy consumption annual (kWh/annum) - NEW (2010/30/EC) : | 290                          |
| Energy consumption (kWh) :                                 | 1.02                         |
| Power consumption in left-on mode (W) - NEW (2010/30/EC) : | 0.10                         |
| Power consumption in off-mode (W) - NEW (2010/30/EC) :     | 0.10                         |
| Water consumption annual (l/annum) - NEW (2010/30/EC) :    | 2660                         |
| Drying performance :                                       | A                            |
| Reference programme :                                      | Eco                          |
| Total cycle time of reference programme (min) :            | 210                          |
| Noise level (dB) :   | 46                           |
| Installation type :  | Built-in                     |



**Optional accessories**

- SMZ5000 : Dishwashing aid set
- SMZ5001 : Baby care kit

## Serie | 4 Dishwashers

### **SMI50C12GB white** **ActiveWater Dishwasher 60cm** **Semi integrated**

**The ActiveWater dishwasher with height-adjustable top basket: Gives you extra space for large and bulky items.**

#### **Performance**

- Energy Efficiency Class: A+
- Residual heat drying system
- Capacity: 12 place settings
- Energy consumption in Eco 50 programme: 290 kWh per year, based on 280 standard cleaning cycles
- Water consumption in Eco 50 programme: 2660 litres per year, based on 280 standard cleaning cycles
- Programme time in Eco 50 programme: 210 minutes
- A rated performance for washing and A for drying
- Noise level dB (A) re 1pW: 46 dB
- Energy consumption in Eco 50 programme: 1.02 kWh
- Water consumption in Eco 50 programme: 9.5 litres

#### **Programmes/functions**

- 5 programmes:  
Intensive 70 °C, Auto 45-65 °C, Eco 50 °C,  
Quick wash 45 °C, Pre-Rinse
- 2 Special options: VarioSpeed, Half Load
- 4 temperatures

#### **Flexible design elements**

- Vario basket system
- Silver baskets
- Height adjustable top basket when empty
- 
- 2 foldable plate racks in bottom basket
- Cutlery basket in lower rack

#### **Innovations and technology**

- EcoSilence BLDC drive
- Curved spray arms
- ActiveWater hydraulic water system
- DosageAssist detergent dispenser
- Automatic detergent detection
- AquaSensor III, Load Sensor
- AquaMix - Glass protection system
- Large item spray head, steam protection plate
- AquaStop anti flood device with guarantee

#### **Design features**

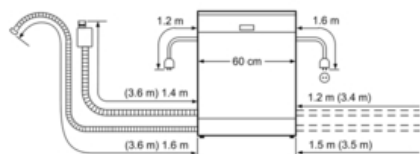
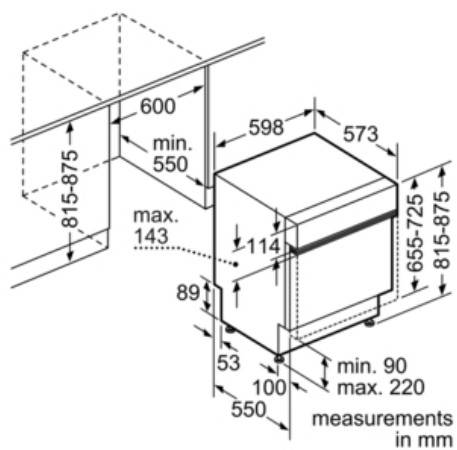
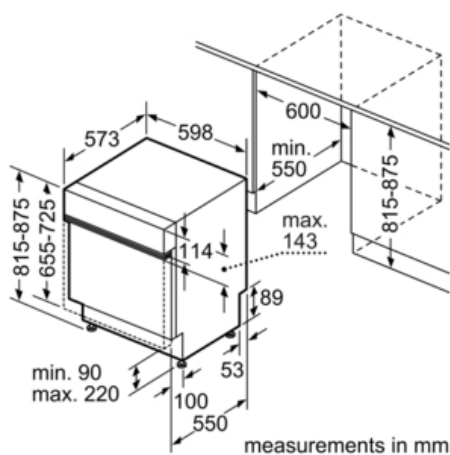
- Stainless steel/Polinox interior
- Control buttons on front of fascia
- Colour of indicators: Red LED indicators
- LED salt refill indicator, LED rinse aid refill indicator
- Self-cleaning filter system with 3 piece corrugated filter
- Child safety - Childproof door lock
- Electronic time delay: 1-24 hours with remaining programme time indicator (min), water inlet indicator
- Dimensions (HxWxD): 81.5 x 59.8 x 57.3cm
- Efficiency information relates to the Eco 50 programme. This programme is suitable for cleaning normally soiled tableware and is the most efficient programme in terms of combined energy and water consumption.

## Serie | 4 Dishwashers

**SMI50C12GB white**

**ActiveWater Dishwasher 60cm**

**Semi integrated**



( ) values with extension kit